

Test your Vitamin D

Stay healthy & free!

**Accurate and reliable Vitamin D
level measurement**



sebia 

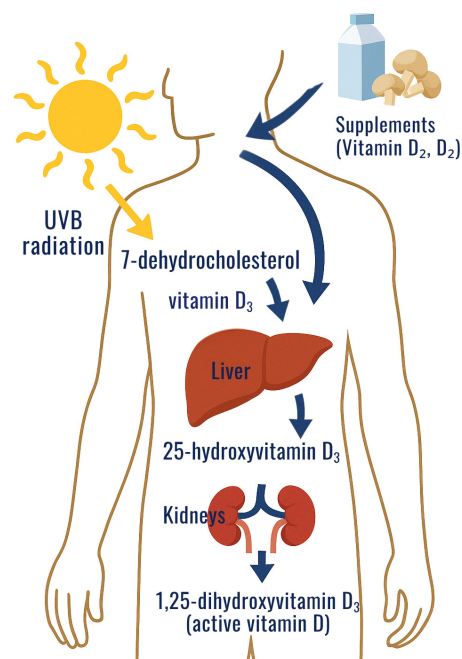
The new language of life

About

Vitamin D is a fat-soluble steroid hormone precursor mainly produced in the skin by exposure to sunlight. Vitamin D is biologically inert and must undergo two successive hydroxylation reactions in the liver and kidneys to become the biologically active 1,25-dihydroxyvitamin D.

Vitamin D₃ (cholecalciferol) is produced in the skin under irradiation with UV-B rays from the sun. It is metabolized to 25-OH vitamin D₃ in the liver.

Vitamin D₂ (ergocalciferol) is mostly produced synthetically and is used as a dietary supplement. It is also converted to its corresponding 25-OH derivative by the liver.



Diagnosis

An early diagnosis of deficient vitamin D levels and its strict monitoring may prevent bone-related conditions from worsening.

Pregnant and nursing women, elderly people, children, and patients with chronic infections, rheumatic or cancerous diseases should check their vitamin D status regularly.

Measurement of vitamin D levels is helpful in diseases where calcium and phosphorus homeostasis or bone metabolism are altered. In children, severe deficiency leads to bone malformation, known as rickets. Milder degrees of insufficiency are believed to cause

reduced efficiency in the utilization of dietary calcium. Vitamin D deficiency causes muscle weakness; in the elderly, the risk of falling has been attributed to the effect of vitamin D on muscle function.

The **total concentration of 25-OH vitamin D** in blood samples is the best indicator of vitamin D supply in the body. It represents the 25-OH vitamin D₃ formed in the skin and 25-OH vitamin D₂ from food supplements.

Serum concentration of 25-OH vitamin D₃/D₂ is used as a diagnostic marker for **vitamin D status**.

Main benefits

1

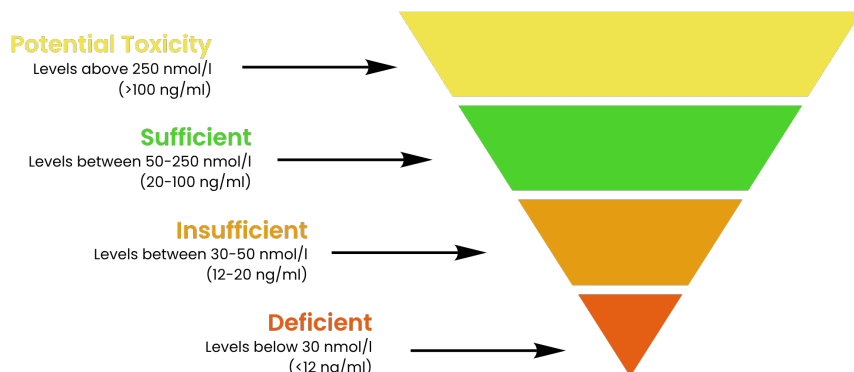
Standardized calibration: based on internationally recognized reference materials (Ref/25 OHD)

2

Easy handling: each test strip contains all necessary reagents, and no sample preparation is required



Vitamin D and Bone Health: A Practical Clinical Guideline for Patient Management, National Osteoporosis Society 2013; Version 1; Prof. Roger Francis (Chair), Dr. Terry Aspray, Prof. William Fraser, Dr. Neil Gittoes, Dr. Kassim Javaid, Prof. Helen Macdonald, Dr. Sanjeev Patel, Prof. Peter Selby, Dr. Nuttan Tanna, Dr. Claire Bowring.



Sebia's Expertise

Sebia offers a reliable solution for the measurement of the **concentration of 25-OH vitamin D₂ and 25-OH vitamin D₃** with:

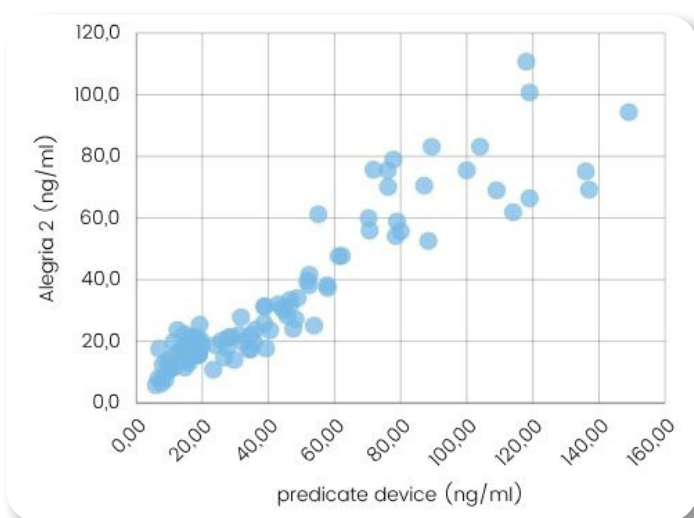
- the Alegria 2 Monotest random access solution
- and open system ELISA testing for a high throughput approach.

Sebia's superior coating procedure and the economical all-in-one Alegria 2 system, bring a unique flexibility for optimal workflow efficiency.

25-OH vitamin D₃/D₂ is an immunoassay for the *in vitro* determination of the total concentration of 25-OH vitamin D₂ and 25-OH vitamin D₃ in human serum samples. The test is intended to quantify the level of vitamin D.

Comparison data

Data comparison of vitamin D samples measured on Alegria 2 and a predicate device (CLIA-based); $y=0.6518x+4.89$; $R^2=0.8619$



3
Precise: Excellent correlation with HPLC and LC-MS/MS

4
Detects both forms of vitamin D: physiological 25-OH vitamin D₃ and synthetic 25-OH vitamin D₂ with the same high sensitivity

Ordering information

Instrument

- Alegria 2.....**ORG 320**

Accessories

- Alegria 300µl Automation Tips.....**ORG 302**

Reagents

Alegria Monotest random access solution and open system ELISA platform for serological examination of 25-OH vitamin D₃/D₂

- 25-OH Vitamin D₃/D₂.....**ORG 570** | Open system ELISA | Alegria **ORG 270**



Scan here
for more information
about Vitamin D

For further information, please find your Sebia local representative to contact on our Website www.sebia.com/sebia/worldwide-presence/.



ORGENTEC Diagnostika GmbH | Carl-Zeiss-Straße 49-51 | 55129 Mainz | Germany | Tel. : +49 6131 / 9258-0 | Fax : +49 6131 / 9258-58 | E-mail : orgentec@orgentec.com | www.orgentec.com

©Sebia2026 | **ORGENTEC Diagnostika GmbH** - Carl-Zeiss-Straße 49-51 | 55129 Mainz | Germany - Ref. : QM212082 - VDBIEN - 12/2025 - Non-contractual illustration ORGENTEC reserves the right to modify at any time and without notice the information contained in this document intended for healthcare professionals. This document contains information intended for wide distribution and may therefore contain product details or information that is not available or valid in your country. Carefully read the instructions in the reagent package inserts and instrument manuals.